

A penny for your thoughts

Would you like to tell your story? Our partner company, Namco, Ltd. of Japan, is inviting assistive technology users or someone working in AT to submit an article for their website. We would like to help them share stories from users of AT. The content is up to you. We will pass along your stories and choose one to publish in our Chatter newsletter.

Once you have written your story, submit the following information to us at ZYGOadam@earthlink.net. Please hurry, as there are only a few days left to get it into December's issue of Hustle Club.

Assistive Technology Stories

1. Theme: Anything about using assistive technology in your life
2. Title & format: You decide
3. Length of text: 600-1,000 characters
4. Profile: Tell us a bit about you
5. 2-3 photos: Include 1 facial photo (or sketch) in jpeg format
6. Due: by December 10, 2006
7. Namco web site: http://hustle-club.com/at/month_hustle.html

Product Highlights



TalkingAid — Wireless ...a new concept in speech generating devices!

It's what you've asked for—cell phone communication for voice and e-mail—built-in! Here's a modern speech generating device you can use.

The **TalkingAid Wireless** is a rugged text-to-speech communication aid for face-to-face and distant conversations. It is a full-functioning text-to-speech communication aid with a large, multi-line display and function-keys for rapid access to three phrases per key, word completion and simplified setups.

The unit has a rugged, moisture resistant case, a field replaceable battery, a built-in removable keyguard, and features the very effective DECTalk speech synthesizer. Plus it has voice recording as well, and too many unique features to list here.

See it at ATIA in Orlando, or contact your local representative or dealer.

Get ready to call the family


The TalkingAid Wireless can automatically answer a call and speak the pre-determined message you store.

Make it easy on yourself by planning ahead for an upcoming phone call. Type out and save your side of the conversation before placing or receiving a call, but you can still type out what you need to during the call.

Use Stored Memories

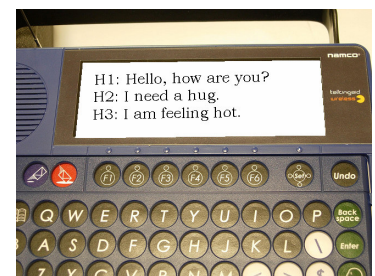

The TalkingAid Wireless uses 63 keys to store three messages in each key. Press the Star key followed by the letter to display the three phrases on the screen. Select one of these or press another letter to see other stored phrases.

Holiday Ideas



Set up a vocabulary set to be used while decorating your Christmas tree.

- #1 "Let me"
- #2 "Look"
- #3 "Put the ornament..."
- #4 "Put the decorations..."
- #9 "Help me"
- #10 "Wow!"
- #11 "Put the star..."
- #12 "Put the gingerbread man..."
- #17 "Come here, Mom"
- #18 "Great!"
- #19 "Put the light(s)..."
- #20 "Put the candy cane..."
- #25 "Get that"
- #26 "I love it!"
- #27 "Put the snowman..."
- #28 "Read the card"



Message Mode

Set up the device as a three level communicator and speak messages with one key press. Select the message set to use, then speak any or all of the 63 messages stored in that group.